

LED Linear Vapor Tight Luminaires

Product Data Sheet

Available in 24 configurations, these Vapor Tight Luminaires provide unparalleled performance, improved efficacy, more lumens per watt, and are the reliable, sustainable solid-state illumination system solution.

Benefits

- Ready for immediate installation. 100% factory tested before shipping. No contractor callbacks!
- Fast installation saves time and reduces labor cost.
- Two (2) 1/2" trade size knockouts on each end of the luminaire housing accommodate standard conduit fittings.
- Mounting Hardware is available to allow the contractor to pre-install the mounting brackets to the mounting surface without drilling into the luminaire housing.
- Meets the requirements of the 2023 National Electrical Code: Articles 410.10 (A), 410.104 (A), 547.1(A), 547.4, 547.22 and 23.

Features

- Available in 4- or 8-Foot lengths.
- Impact resistant acrylic diffuser withstands breakage, lowering replacement and maintenance costs.
- The reinforced fixture housing is rated 5VA-F1 fiberglass and provides rigidity with no deflection.
- Choose captive Acetal (Plastic) or Stainless Steel Latches best suited for your application.



Specifications

Dimensional Information	See Page 3
Ship Weight (Approximate)	4-Foot: 13 lbs. 8-Foot: 21 lbs.
Applications	Dry, Damp, or Wet Environments
Power Factor	.9 or Higher
Operating Voltage	120-277 VAC @ 60/50 Hz
Operating Temperature	Standard Output and High Output: -40°F to 131°F (-40°C to 55°C) Very High Output: -40°F to 122°F (-40°C to 50°C)
Industry Certifications	UL Certified, DLC 5.0 Listed, ETL Listed (Per UL 1598/8750), RoHS Compliant, LM-79 and LM-80 Report
Ingress Protection Rating	NEMA 4X, IP65, IP66, and IP67
Diffuser	Frosted Smooth Diffuser
Warranty	5 Years / 50,000 Hours at L ₇₀



EPCO LED Linear Vapor Tight Luminaires are Made in the USA.
Complies with the American Recovery and Reinvestment Act – Buy American Provision.

Specifications									
Fluorescent Lamp Equivalent	Luminaire Model	Length	Type	Designation FX = New Fixture	Correlated Color Temperature (CCT)*	Color Rendering Index (CRI)	Total Wattage	Lumen Output	Luminous Efficacy
4-Foot LED Linear Luminaires									
(2) F32T8	G4LED-FX-S3034	G4	LED	FX	3000K	80 min.	34	4224	138
(2) F32T8	G4LED-FX-S3534	G4	LED	FX	3500K	80 min.	34	4268	139
(2) F32T8	G4LED-FX-S4134	G4	LED	FX	4000K	80 min.	34	4446	145
(2) F32T8	G4LED-FX-S5034	G4	LED	FX	5000K	80 min.	34	4475	146
(3) F32T8	G4LED-FX-S3051	G4	LED	FX	3000K	80 min.	51	6045	123
(3) F32T8	G4LED-FX-S3551	G4	LED	FX	3500K	80 min.	51	6108	124
(3) F32T8	G4LED-FX-S4151	G4	LED	FX	4000K	80 min.	51	6363	129
(3) F32T8	G4LED-FX-S5051	G4	LED	FX	5000K	80 min.	51	6392	130
(2) F54T5HO	G4LED-FX-S3059	G4	LED	FX	3000K	80 min.	59	7494	135
(2) F54T5HO	G4LED-FX-S3559	G4	LED	FX	3500K	80 min.	59	7572	136
(2) F54T5HO	G4LED-FX-S4159	G4	LED	FX	4000K	80 min.	59	7888	142
(2) F54T5HO	G4LED-FX-S5059	G4	LED	FX	5000K	80 min.	59	8031	143
8-Foot LED Linear Luminaires									
(4) F32T8	G8LED-FX-S3068	G8	LED	FX	3000K	80 min.	68	8448	138
(4) F32T8	G8LED-FX-S3568	G8	LED	FX	3500K	80 min.	68	8536	139
(4) F32T8	G8LED-FX-S4168	G8	LED	FX	4000K	80 min.	68	8892	145
(4) F32T8	G8LED-FX-S5068	G8	LED	FX	5000K	80 min.	68	8950	146
(6) F32T8	G8LED-FX-S30102	G8	LED	FX	3000K	80 min.	102	12090	123
(6) F32T8	G8LED-FX-S35102	G8	LED	FX	3500K	80 min.	102	12216	124
(6) F32T8	G8LED-FX-S41102	G8	LED	FX	4000K	80 min.	102	12726	129
(6) F32T8	G8LED-FX-S50102	G8	LED	FX	5000K	80 min.	102	12784	130
(4) F54T5HO	G8LED-FX-S30118	G8	LED	FX	3000K	80 min.	118	14988	135
(4) F54T5HO	G8LED-FX-S35118	G8	LED	FX	3500K	80 min.	118	15144	136
(4) F54T5HO	G8LED-FX-S41118	G8	LED	FX	4000K	80 min.	118	15776	142
(4) F54T5HO	G8LED-FX-S50118	G8	LED	FX	5000K	80 min.	118	16062	143

 **White:** Standard Output. **Operating Temperature:** -40° to 131°F (-40° to 55°C)

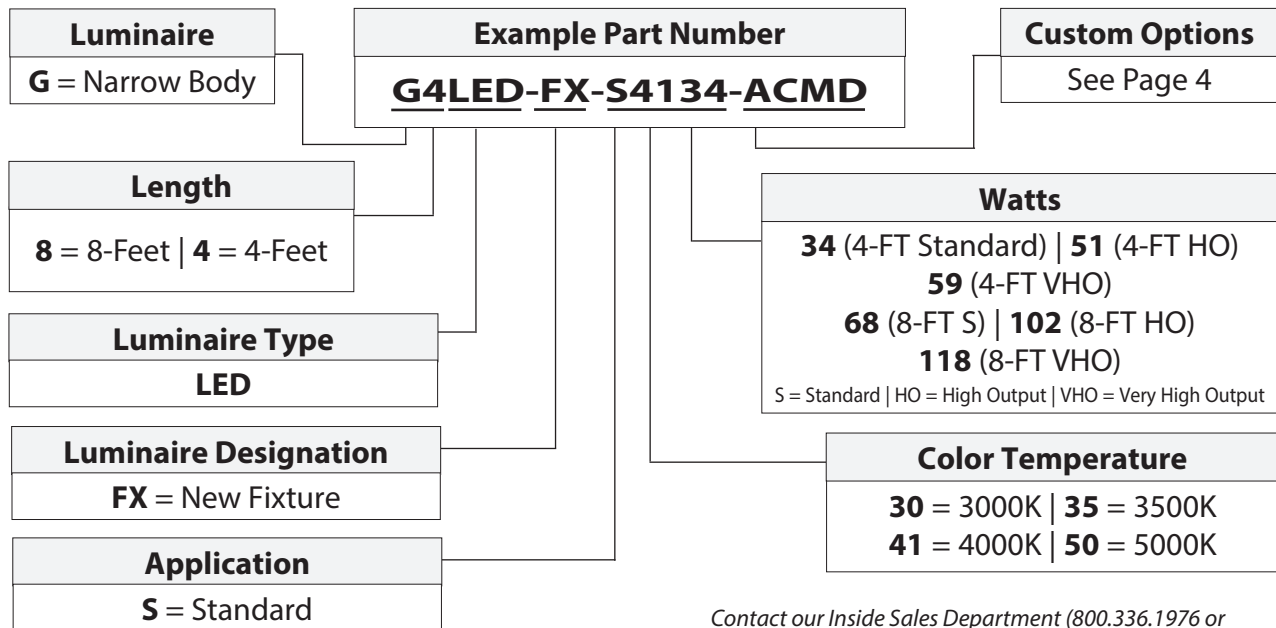
 **Green:** High Output. **Operating Temperature:** -40° to 131°F (-40° to 55°C)

 **Blue:** Very High Output. **Operating Temperature:** -40° to 122°F (-40° to 50°C)

* For Color Temperature Options, see Page 3

LED LINEAR VAPOR TIGHT LUMINAIRES

LED Linear Luminaire Part Number Configurator



Contact our Inside Sales Department (800.336.1976 or sales@engproducts.com) for more information.

Tamper Resistant Screw Options

For Acetal (Plastic) Latches P/N: GFF-TPS-C
For Stainless Steel Latches P/N: GFF-TPS-S



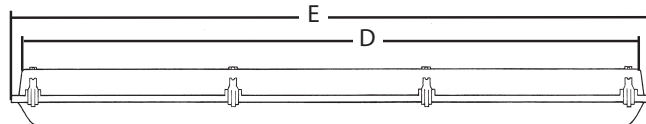
Color Temperature Options



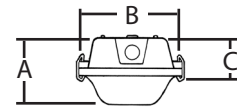
Note: Nominal color designation in units of Kelvin

LED Linear Luminaire — Dimensions and Weight

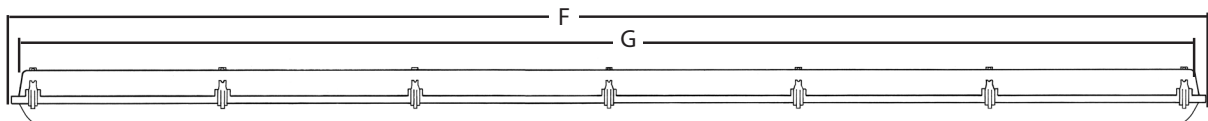
A	B	C	D	E	F	G
4.25"	7"	2.5"	49.7"	51.7"	100"	98.0"



Ship Weight: 4-Foot: 13 lbs.



Frosted Smooth Diffuser



Ship Weight: 8-Foot: 21 lbs.

Note: Dimensions "E" and "F" reference the 1/2" trade size knockouts on each end of the fixture.

LED LINEAR VAPOR TIGHT LUMINAIRES



Twist Lock Power Cord
(Options A1 and A2)



Acetal Latches
(Option C)



Ceiling and Wall Mount
Powder Coated Mounting
Hardware Pair (Option M)



Ceiling and Wall Mount
Stainless Steel Mounting
Hardware Pair (Option M1)



45-Degree Mounting
Hardware (Option M2)



PIR Sensor
(Options R1, R2, R3)



Microwave Sensor
(Options R4, R5, R6)



Stainless Steel
Latches (Option S)



Surface Mount Bracket
(Option Y)



Suspension Kit
(P/N: GFF-FSSK)

Luminaire Options

Option	Notes
A. 6-Foot Power Cord (PSS6)	Straight Plug, 13 AMP
A1. 6-Foot Twist Lock Power Cord	L5-15P, 120V
A2. 6-Foot Twist Lock Power Cord	L7-15P, 277V
C. Acetal (Plastic) Latches	<u>Not</u> recommended for the following applications: Swimming Pools, Car Washes, Food Processing (because of the cleaning chemicals), or Agriculture (because of the ammonia)
S. Stainless Steel Latches	Withstands extreme temperatures for refrigerator and freezer applications, as well as the chemicals present in car washes. SSL are also impervious to acidic conditions making them suitable for use in livestock containment buildings.
D. Dim to Off	Lighting system dimming controller dims to off.
E. Emergency LED Backup Driver	Call EPCO Inside Sales for lead time
L. Luminaire Disconnect	Luminaire Disconnect standard on all LED Luminaires.
M. Ceiling and Wall Mount Mounting Hardware	White - Powder Coated (Not NSF approved for food service applications)
M1. Ceiling and Wall Mount Mounting Hardware	Stainless Steel (NSF approved)
M2. 45-Degree Mounting Hardware	45-Degree Angle Stainless Steel (NSF approved)
Occupancy Sensors R1. Passive infrared – Dry Locations R2. Passive infrared – Dry/Cold Locations R3. Passive infrared – Wet Locations R4. Microwave – On/Off Only R5. Microwave – 0-10V Dimming, 30% R6. Microwave – 0-10V Dimming, 50%	Two Occupancy Sensors Types available: <ul style="list-style-type: none"> ■ High/Medium Bay Passive Infrared (PIR) Occupancy Sensors: Recommended for ceiling heights 15-feet or higher. PIR sensors function as an automatic lighting control in high and medium bay applications. ■ Microwave Sensors: Recommended for ceiling heights 15-feet or lower. The microwave sensor detects the slightest movement in the occupancy zone. Detection is sensed through doors, glass, or thin walls. Note: Long Lead Times.
Surface Mount Bracket Y1 (4-feet). Large and Small Bracket Y2 (4-feet). Large Bracket Y1 (8-feet). Large and Small Bracket Y2 (8-feet). Large and Small Bracket Y3 (8-feet). Large and Small Bracket (2)	Allows installation of a luminaire directly under or over a junction box to surface mount to a ceiling or wall. Provides a water and bug resistant seal protecting the critical area between the junction box's supply conductors and the luminaire. No adhesive sealant or gasket material is required. EPCO will pre-drill a hole in the luminaire housing at designated locations to facilitate pulling the supply conductors from the junction box and into the luminaire housing.
Z. Bulk Packaging	25 or 50 per skid (eliminates individual carton packaging on the job site).

E02-070-006 (07/24 AK)
©2024 Engineered Products Company. All Rights Reserved.

